

# 2014- An Impactful Year of Neighbors Helping Neighbors

Because of you, MMOW provided nourishment and encouragement to our elderly, chronically ill, or disabled neighbors of any age who were unable to consistently provide for their own nutritional needs. As Neighbors Helping Neighbors, MMOW assisted homebound seniors striving to remain safe and independent in their own homes, the place they most wanted to be. Through community luncheons, MMOW enabled active seniors to enjoy fellowship as they supported one another through friendship, fun, and shared experiences. MMOW engaged the community as well, inspiring support for seniors through a myriad of special services.

## Outreach

**Community support and loyal volunteers helped MMOW provide the following services to feed, comfort, and uplift seniors in 2014:**

- **32,452 hot, home-delivered meals to 250 individuals who ranged in age from 40—98**
- **33,510 meals at luncheons for over 1,000 seniors in 9 communities,**
- **7,667 shelf-staple meals so homebound seniors were never without healthy food**
- **1,544 nutritional supplement meals at no cost to seniors who needed additional nutrition**
- **145 deliveries of pet food that provided assistance to 52 faithful pet companions plus assistance with veterinary care for 5 pets, and hundreds of fruit baskets and personal gifts for homebound seniors during the holidays.**

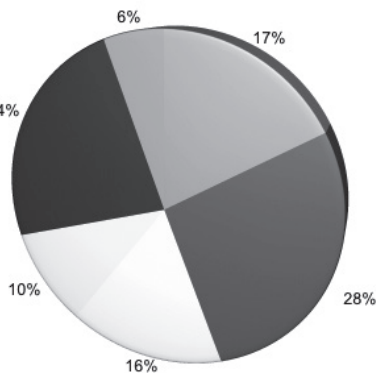
*MMOW sends a very special thank you to the 626 volunteers who drove over 60,000 miles delivering meals to participants' homes and especially to the 276 who have volunteered for between 5 and 34 years.*

## Outcomes

- 9% of home-delivery participants' conditions improved to the point that they were able discontinue meals and resume normal activities of daily living.**
- 88% were able to continue living independently in their homes.**
- 94% reported feeling safer knowing that a volunteer would be checking in on them daily.**

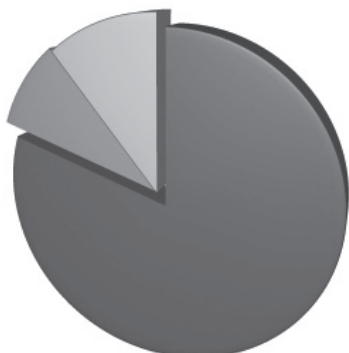
## 2014 Revenue Sources

- 17% Special Events
- 27% Individual Contributions
- 12% Grants & City Contracts
- 10% Civic & Corporate
- 27% Resale
- 6% Fees & Misc.

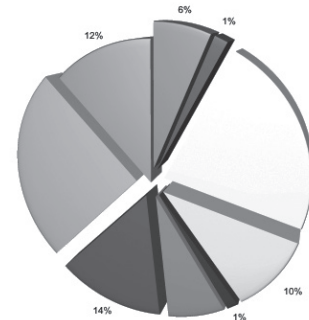


## 2014 Expenses

- 8% Administrative
- 11% Fundraising
- 81% Program

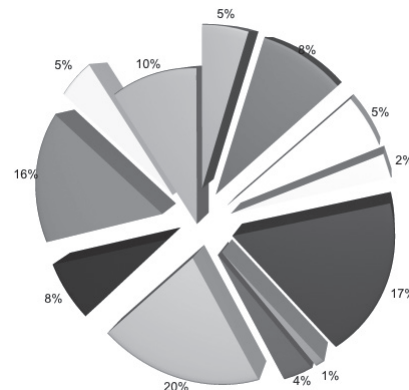


## 2014 Senior Center Meals by Area



- 6% Colleyville
- 2% Evergreen
- 22% Flower Mound
- 10% Haslet
- 2% Highland Village
- 7% Justin
- 14% Keller
- 25% Roanoke
- 12% Southlake

## 2014 Home Delivery Meals by Area



- 4% Argyle
- 8% Bedford
- 5% Colleyville
- 2% Flower Mound
- 17% Grapevine
- 1% Haslet
- 4% Justin
- 20% Keller
- 8% NRH
- 16% Roanoke
- 5% Southlake
- 10% Wise County

MMOW structures programs that have a solid community basis, partnering with the communities we serve, with resources in those communities, and with active community volunteers to enhance the quality of life for everyone.

### Diversified Support Strengthens MMOW

Since delivering its first meal in 1980, the key to MMOW's success lies in its commitment to provide services built on community support instead of government programs. MMOW has created a diversified funding base to ensure strength, stability, and sustainability for the supportive services we provide. Coupled with a strong grassroots philosophy and an ongoing commitment to operational efficiency, MMOW effectively serves the needs of its participants and is well positioned to meet future demand.

### During 2014, MMOW:

- Provided 88,904 total meals
- Funded 88.7% of all meal costs
- Continued funding 100% of program support costs
- Dedicated 88% of revenue to program services
- Provided meals to all in need regardless of age or financial circumstances
- Posted a surplus which strengthened reserve funds

MMOW retained the accounting firm of Wood, Stephens and O'Neil to perform an annual audit. Results of the 2014 audit are available on request. MMOW's IRS Form 990 may be found at [www.metroportmow.org](http://www.metroportmow.org).